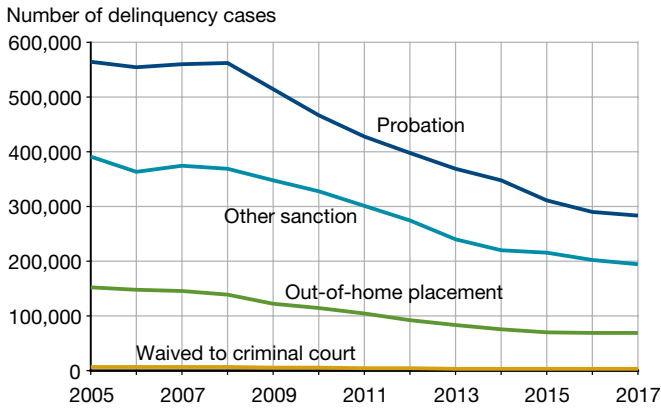


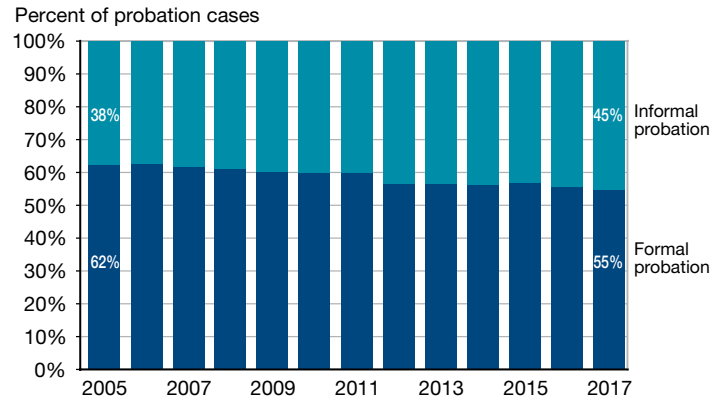
Characteristics and Trends of Delinquency Cases Resulting in Probation

OJJDP's National Juvenile Court Data Archive generates national estimates of juvenile court probation cases

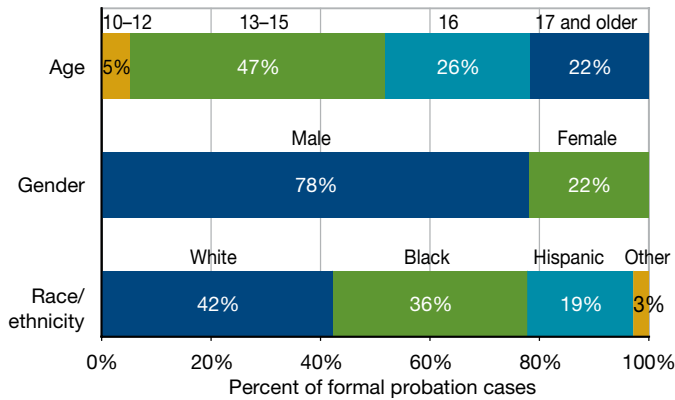
Between 2005 and 2017, probation was the most common outcome for delinquency cases that received a sanction



Formal probation accounted for more than half of the overall probation caseload between 2005 and 2017

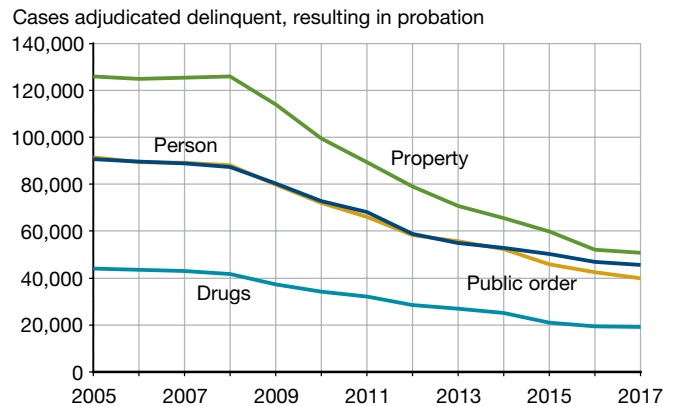


Males and white youth accounted for the largest proportion of the formal probation caseload in 2017


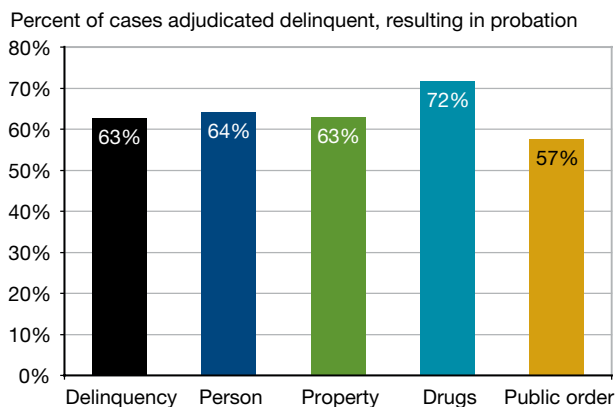


Note: Other race includes American Indian/Alaskan Natives, Asian/Pacific Islanders, and youth of unknown race.

Between 2005 and 2017, the number of formal probation cases decreased by at least 50% for all offense groups



In 2017, adjudicated drug cases were more likely than other offense categories to result in formal probation



Statistical Briefing Book ojjdp.gov/ojstatbb

Access more information on juvenile probation cases

- Review juveniles on probation FAQs
- Analyze data with Easy Access to Juvenile Court Statistics
- Read the *Juvenile Court Statistics 2017* report

Notes: Formal probation refers to cases adjudicated delinquent and placed on probation. Informal probation refers to cases handled informally or not adjudicated delinquent and placed on probation. This publication was prepared by Sarah Hockenberry and Charles Puzanchera, National Center for Juvenile Justice, with funds provided by OJJDP through grant #2018-JX-FX-0002. August 2019.
Data source: National Center for Juvenile Justice. *National Juvenile Court Data Archive: Juvenile Court Case Records 2005-2017* [machine-readable data file].